

Guide

For downloading daytime Smart Control SC16 app for ANDROID

for the following devices:

SC16 single-channel for eco, item number: 42-0021

SC16 two-channel for eco moon, item number: 42-0022

SC16 three-channel for cluster control, item number: 42-0023

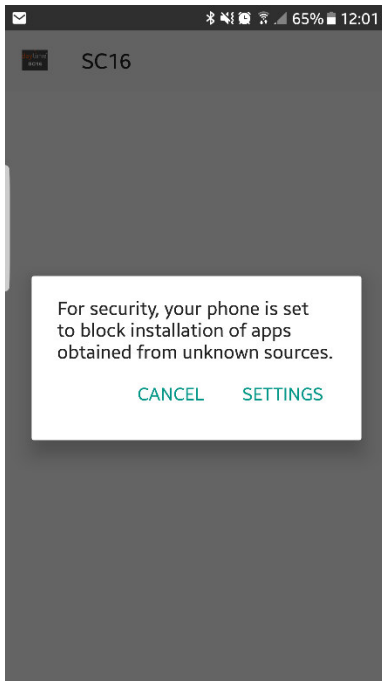
SC16 three-channel for matrix, item number: 42-0018

Step-by-step instructions:

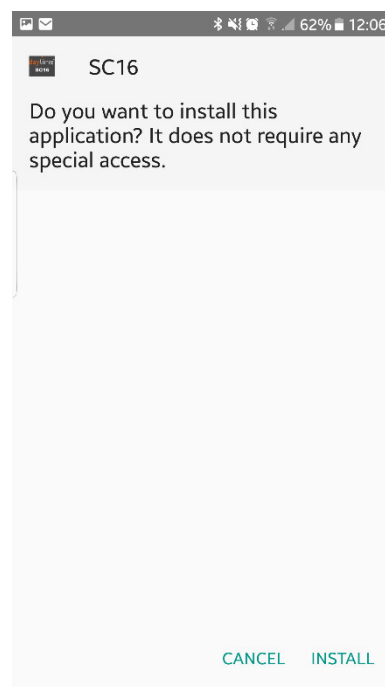
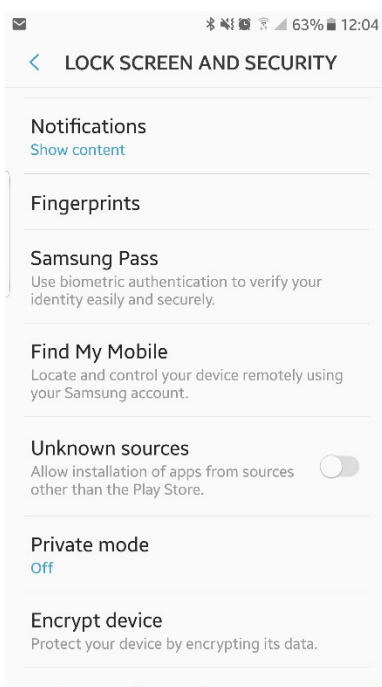
1. Click on the Download button at daytime.de to download the SC16 app.



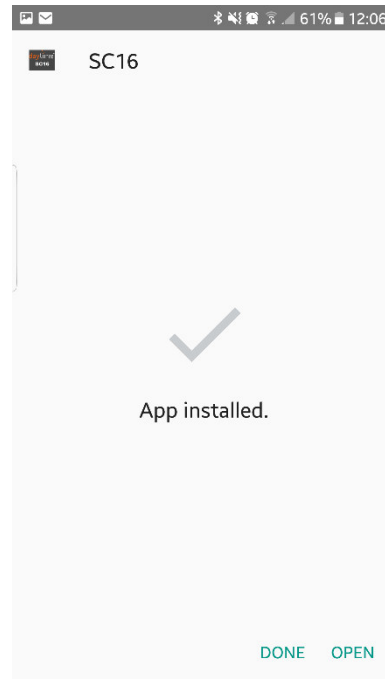
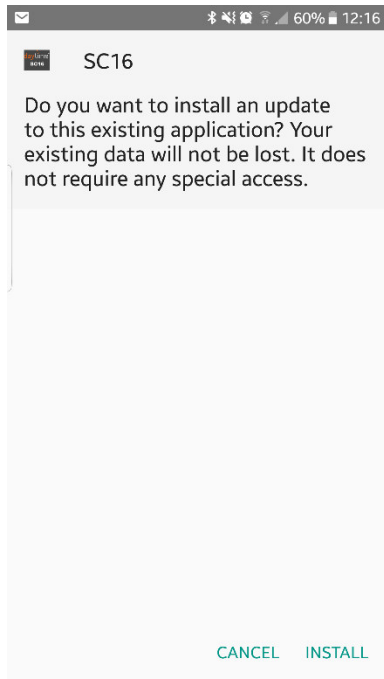
2. Once the download is complete, click on the file to open it. A message similar to the one shown below will appear. Click on "Settings".



3. Allow installations from unknown sources (the exact words and screen will differ depending on your device).



4. The following message will be displayed if an older version of the app is installed on your Android device. Click on "Install". Any saved programs will not be deleted. The installation is then complete.



5. You may now open and use the app.

